

Shri AMM Murugappa Chettiar Research Centre


Balance Sheet as at March 31, 2022

Source	Note	As at March 31, 2022 Rs.	As at March 31, 2021 Rs.
Capital Fund	1	20,01,45,070	20,11,99,435
		20,01,45,070	20,11,99,435
<b>Application</b>			
Property, Plant & Equipment	2	6,73,62,117	6,95,01,680
Investments	3	12,12,99,648	11,54,34,857
Current Assets, Loan & Advances	4	1,23,47,343	2,02,50,758
<b>Less: Current Liabilities</b>	5	(8,64,039)	(39,87,860)
		20,01,45,070	20,11,99,435

Examined & found to be in accordance with the books of accounts produced & information given to us.



V. Ravichander  
Partner  
For & on behalf of  
RV Chander & Associates  
Chartered Accountants  
Mno: 15551; FRN: 663 S



Board of Governors

Chennai  
September 20 2022

Shri AMM Murugappa Chettiar Research Centre

Income & Expenditure Account for the year ended March 31, 2022

Income	Note	Year ended March 31, 2022 Rs.	Year ended March 31, 2021 Rs.
Project Receipts	6	31,61,486	24,43,722
Income from Investments	7	66,75,447	58,75,958
Contribution from Companies	8	6,69,30,000	6,00,01,000
Other Income	9	10,14,820	25,91,680
		7,77,81,753	7,09,12,360
<b>Expenditure</b>			
Salaries & Employee Benefits	10	1,32,76,906	1,24,05,075
Research, Redesign & Laboratory expenses	11	3,40,83,624	2,85,06,234
Project Payments	12	31,61,486	24,43,722
Administrative Expenses	13	2,33,16,970	2,13,12,199
		7,38,38,986	6,46,67,230
Excess of income over expenditure		39,42,766	62,45,130
Depreciation	2	40,11,185	43,50,865
Balance transferred to Capital Fund		(68,419)	18,94,265


Examined & found to be in accordance with the books of accounts produced & information given to us.

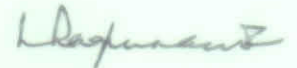


V. Ravichander  
Partner  
For & on behalf of  
RV Chander & Associates  
Chartered Accountants  
Mno: 15551; FRN: 663 S









Board of Governors